

Hiragana #1 (A-KO): Using a pencil write Hiragana neatly in the unfilled boxes. Model the handwritten Hiragana ([the style in the practice sheet](#)), not the stylized computer fonts.

For Question #2, write the Hiragana counterpart of the Katakana.

1.	a	i	u	e	o	ka	ki	ku	ke	ko
	ku	a	e	ko	ke	o	ka	i	u	ki
	ke	e	ku	u	ka	a	ki	i	ko	o

2.	オ	ア	エ	カ
	ア	キ	ケ	オ
	ウ	コ	イ	ク


3.	a	ki
	'autumn'	

4.	ko	o	Note:
		う	The second vowels of the lengthened vowels are usually represented as follows: a \bar{a} →あ, i \bar{i} →い, u \bar{u} →う. ee→い, oo→う. For instance, in #4, the second 'o' is represented by う 'u'. ("ー" is used only for Katakana.)
	'incense'		There are exceptions, however. For instance, the second "o" is represented by お "o" in #17. See Lecture Note IL05 for more examples.

5.	e	i	ko	o
				う
	'glory'			

6.	ki	ku	ko
	(female name)		

7.	i	i	i	e
	'good house'			


8.	ku	ri
		り
	'chestnut'	

9.	tsu	ku	e	no	u	e
	つ			の		
	'above the desk'					

10.	ku	u	ki
	'air'		


11.	o	ke	e	ko
			い	
	'practice/training'			

12.	o	ka	a	sa	n
			さ	ん	
	'mother'				

13.	o	ke
		
	'bucket'	

14.	ko	o	e	n
		う		ん
	'park'			

15.	ko	i	ko	o	hi	i	Note
							Write katakana for foreign words in #15 and #16.
	'thick (strong) coffee'						

16.	a	ka	to	a	o	no	se	e	ta	a
			と			の				
	'a red-and-blue sweater'									

17.	o	o	ki	i
		お		
	'big'			